

# USER MANUAL

# WHITE BOARD



**perfectice**

*#engagetoenhance*

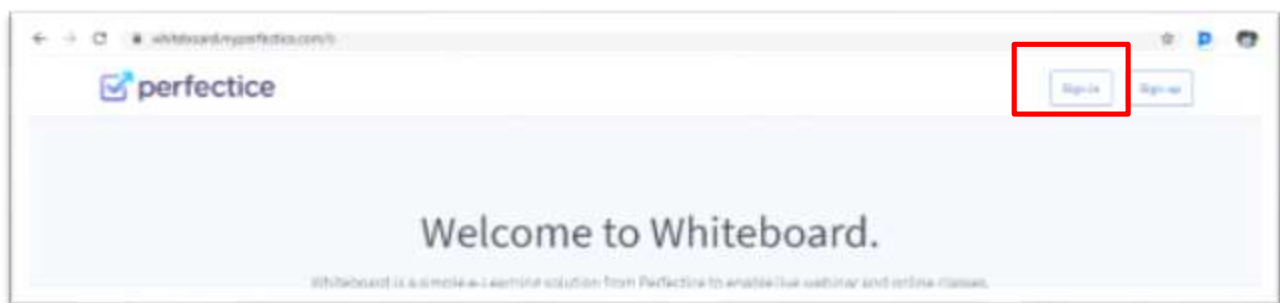
## INTRODUCTION

Whiteboard is a simple e-Learning solution from Perfectice to enable live webinar and online classes. Perfectice's faculty can create own rooms to host classes and students can join using a short and convenient link. Presenter can share screens, chat with audience, conduct real-time polls and record sessions for later use. This can be accessed through mobile as well as web.

### 1. Login Page:

Url - <https://makautonline.myperfectice.com>

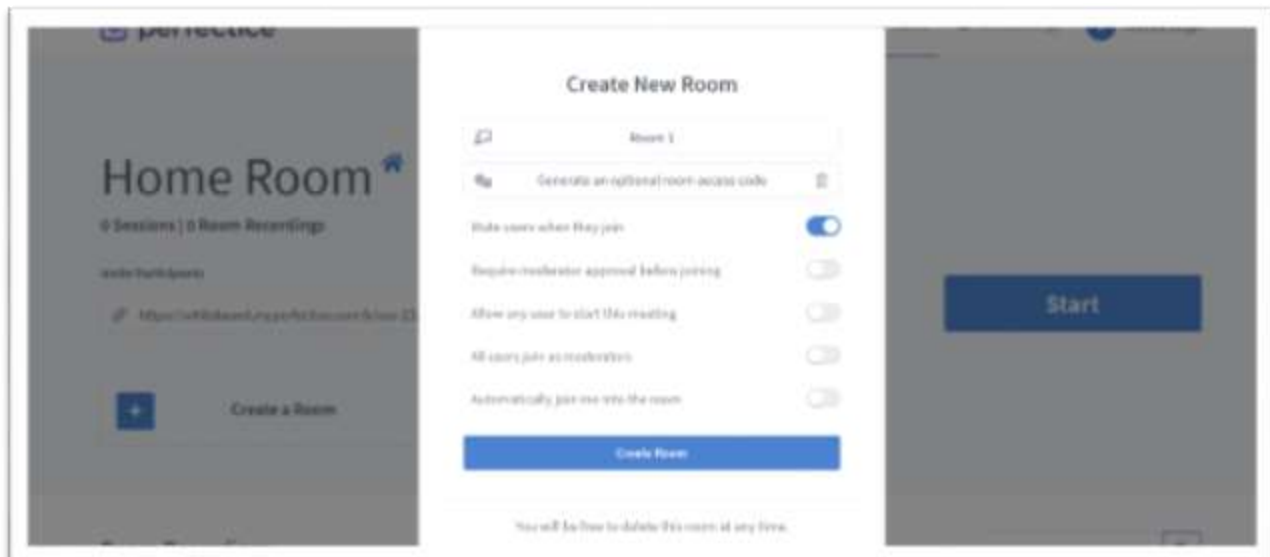
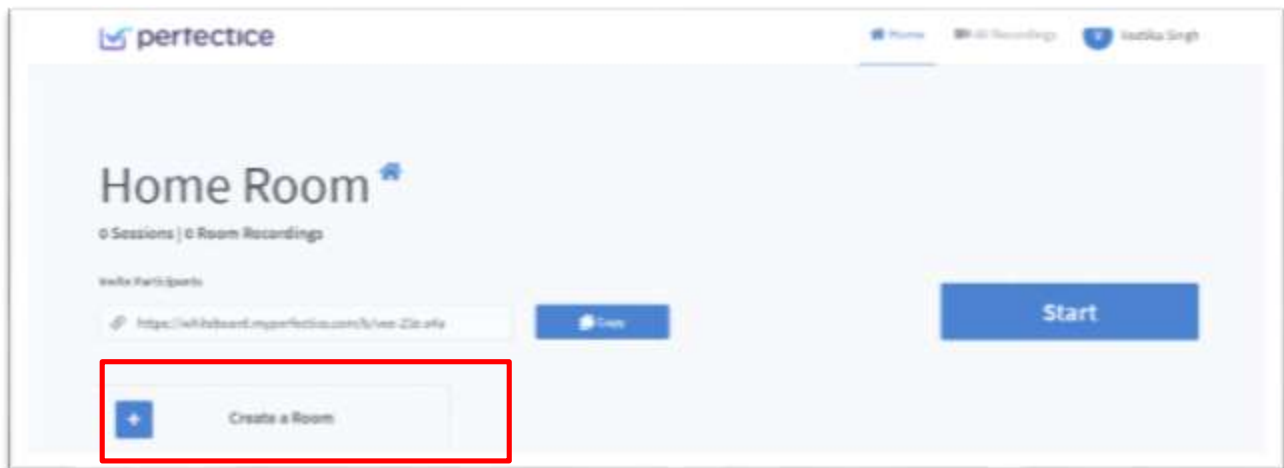
User/Teacher can login in & create a user id for himself/herself- Teacher/Presenter has to create a login- sign up to start the session. Once the user logs in, home page will be displayed.



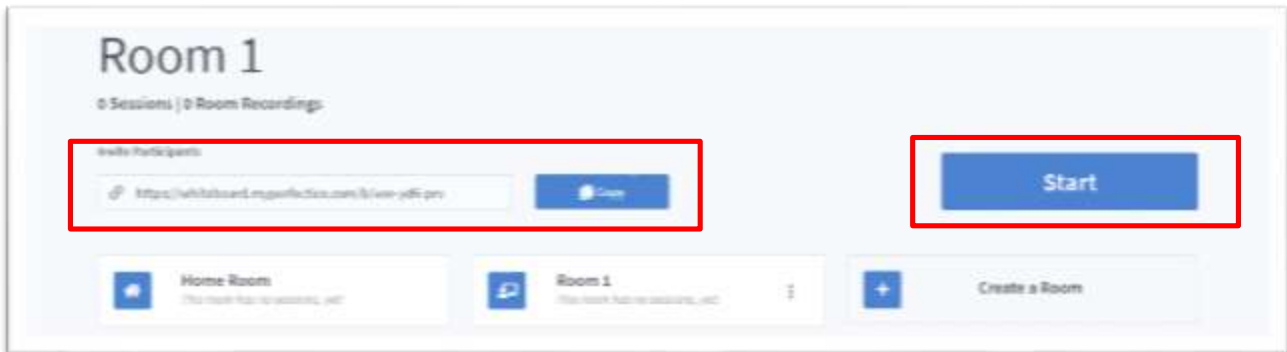
### Sign in to your account

## 2. Create a room & Students addition:

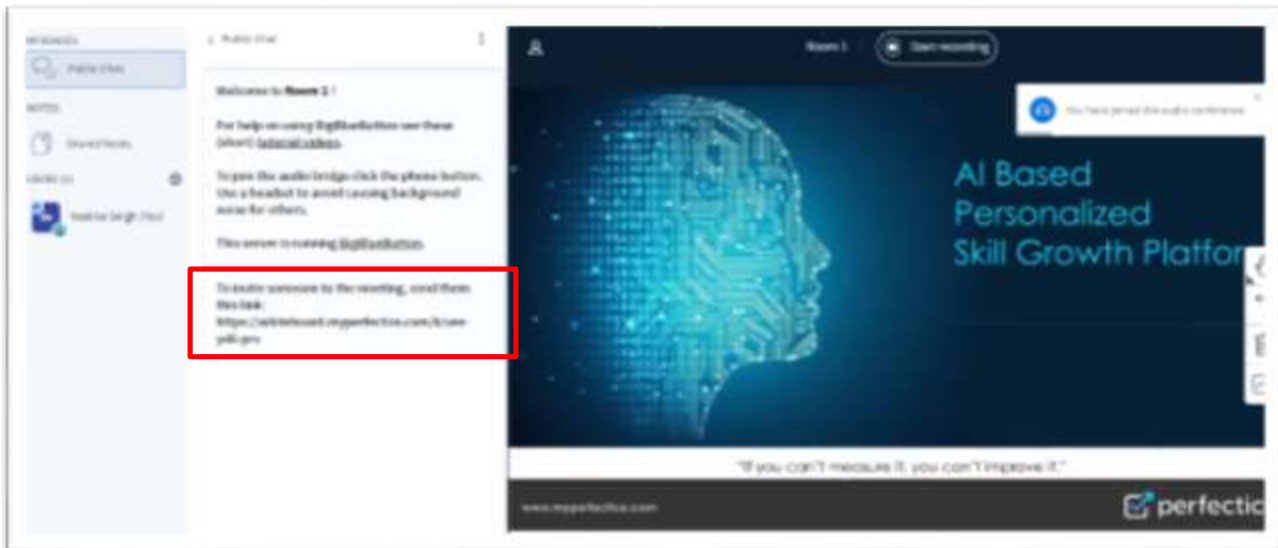
User/Teacher needs to create a room in which session has to be conducted. Click on create classroom & name the classroom & choose the options as per the requirement of the session.



To start the session, click on Start: Click on the room in which session has to be started (url is displayed for that particular room) & then click “START”.



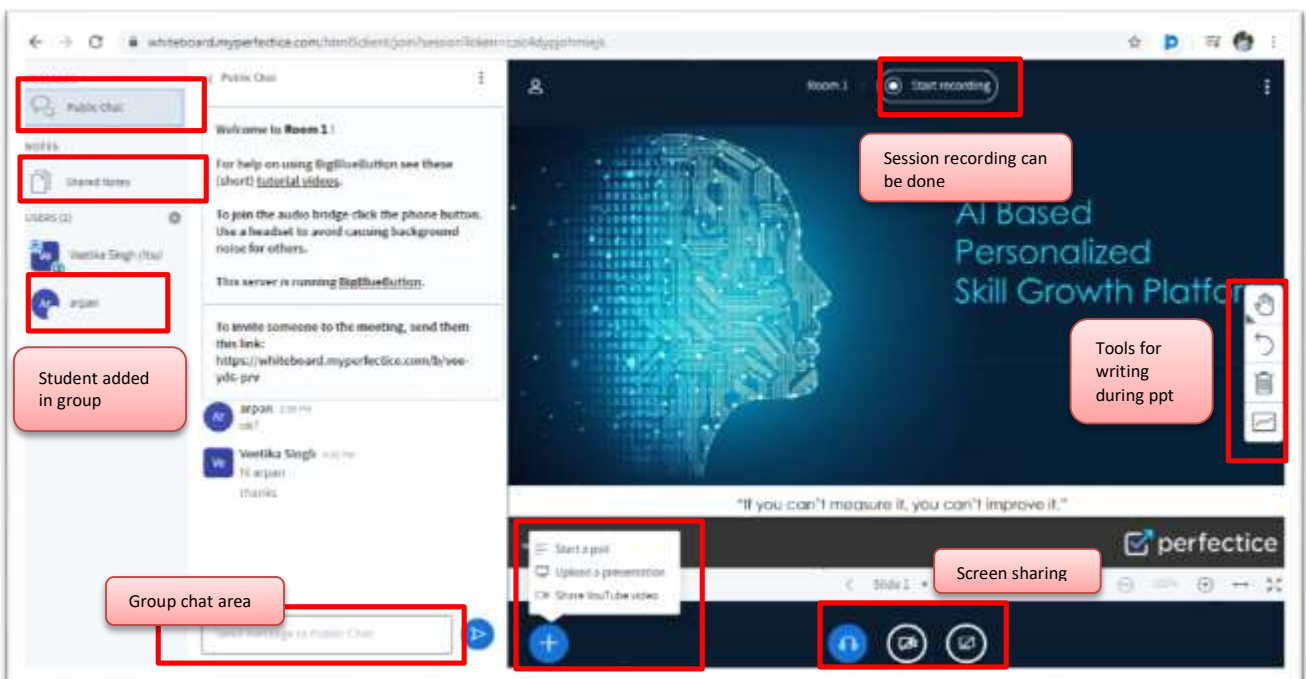
To invite students for the session – Once the start icon is clicked, it diverts to the below page & in that link is shared for inviting the students. Share the url with the students & then students will be joining the same.



### 3. Features:

Once the student joins the session, students tab can be seen below as the presenter.

	As Presenter	As Student
1	Presentation/file can be uploaded	Various draw tools on right hand side for better explanation (Access can be provided to student to be presented by clicking on student name)
2	Videos can be shared	
3	Various draw tools on right hand side for better explanation	
4	Screen sharing can be done – Device/application/chrome sharing	
5	Session can be Recorded( Recording is available on home screen after the session ends)	
6	Group chat & individual chats can be done	
7	Notes can be shared during the session	
8	Multiple classroom creation & session at same time	
9	Student Attendance can be maintained	



**Thank You**